

Heike Krämer, Dr. med. dent., M.Sc.
Sadao Sato, D.D.S., Ph.D.

Diagnosis and Treatment Planning in Interdisciplinary Dentistry: The Ultimate Program in Occlusion, Function and TMJ for Restorative Dentists, Dental Technicians and Orthodontists

Continuum 2018: May 16 - 19 / Aug 8 - 11 / Nov 28 - Dec 1 / Mar 10 - 13, 2019

Course Content

Dear Colleague,

The Diagnostic Continuum teaches the principles of function, occlusion and the cranio-mandibular system according to the research and concepts of Prof. Rudolf Slavicek, Vienna, Austria

This program is addressed to all dental professionals who realize that dynamic occlusion plays a significant role for the long-term success of their treatment. Chipping of restorations, relapse of orthodontic treatment, muscle and joint pain are the results of wrong position of the teeth and the mandible and lead to dysfunction.

Traditional dentistry is treating teeth as if they were independent from their driving structures. This often leads to dental interferences, restriction of the mandible, and overload of teeth, muscles and joints. Therefore dentists and orthodontists are faced with the failures of their own work.

The extensive development in all areas of dentistry and in particular in dental materials is challenging for the adaptation mechanisms of the cranio-mandibular system. Therefore, it is more important than ever to incorporate the proven principles of function and occlusion into dental and orthodontic treatment.

As dentists and orthodontists, through dental treatment, we are able to influence the masticatory system to keep patients in good function and to restore the health of dysfunctional patients.

The Diagnostic Continuum will teach you the principles of functional diagnostics. These are essential to understand the etiology of our patient's problems, to diagnose, treatment plan and to perform predictable treatment which is long-term stable.

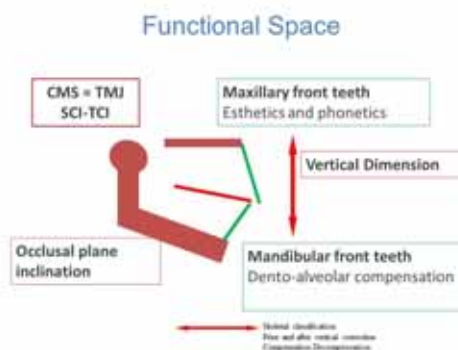
It is our goal to make you to an expert in the fundamentals of every successful case:

FUNCTIONAL DIAGNOSTICS

.... to make your professional life easier and even more fun.

We welcome you to join our group.

Heike Krämer and Sadao Sato





The Treatment Philosophy

The principles of function, occlusion and the cranio-mandibular system set the foundation for every dental discipline in diagnosis and treatment planning.

What is different to any other “Occlusion program”?

Prof. Slavicek realized that successful and stable dentistry is dependent on the dynamic function, which means how teeth are moving in relationship to each other, rather than just looking to static tooth contacts in occlusion. Tooth movement is based on mandibular movement, which is based on the temporo-mandibular-joints and their surrounding structures.

In his tremendous research and publications, since 1984 up to today, Prof. Slavicek could show the determinants which lead to harmony in the masticatory system and guide the diagnostic and treatment planning process. Based on development and growth, it is evident how the guidance system and occlusal plane inclination are related to the clinical condylar pathway inclination.

Also, every joint has a “zero” position and every muscle has a certain vector. Dentistry must respect this fact and, must understand how to position the teeth in order to keep or to achieve harmony in the chewing system. Traditional dentistry is treating teeth as if they were independent from their driving structures. This often leads to dental interferences, restriction of the mandible, and overload of teeth, muscles and joints. Therefore dentists and orthodontists are faced with the failures of their own work.

Prof. Sato faced the failures and relapses of his own cases through long-term observation of his patients. This made him realize that another approach in orthodontics is necessary and triggered significant research.

In the year 1989, Prof. Sato met Prof. Slavicek and incorporated the “Slavicek concept of function and occlusion” into orthodontic treatment. This was the turning point in his career. Also since then, the two Professors are working closely together.

In orthodontic treatment, Prof. Sato’s approach takes into consideration not only tooth movement, but also the adaptation capacity of the mandible and joints. Despite the presence of numerous cosmetic techniques, this concept is based on solid functional principles. The principle of mandibular adaption, which occurs naturally in human growth, can be applied in orthodontic therapy. This allows obtaining stable results through treatment of the etiology rather than symptomatic treatment.

Therefore, the “Sato” concept can achieve treatment results, which no other orthodontic concept can achieve, like:

- » severe class II, class III open bite cases treated with non-orthognathic-surgery and non-premolar-extraction
- » successful orthodontic treatment of dysfunctional patients
- » short-treatment-times (1.5y), short retention phase and life-long stable treatment outcomes

The Course Format

The modular structure of 4 day segments allows you to continue your practice and to attend this program.

The tuition is payable in monthly installments.

With the IDEA courses, teaching the “Slavicek/Sato” concepts for successful restorative and orthodontic treatment, you are entering a dental world which is way ahead of anything else which is out in the dental field.

This treatment approach will make your dentistry highly predictable and long-term stable, your dental life will be much easier and fun, and your practice outstanding.

You will become the problem solver way beyond your community.

The state-of-the-art in diagnosis and treatment planning of dental patients

Clinical and scientific concepts following the Vienna School of Interdisciplinary Dentistry of Prof. Rudolf Slavicek

Analyses, interpretation, conclusive diagnoses and consecutive treatment planning in interdisciplinary dentistry

Demystifying occlusion, function and cranio-andibular-disorders

Standardized clinical functional and instrumental functional diagnostic procedures

Understand how to evaluate the cranio-mandibular system, and how to set up your cases

Come to a Diagnosis

Interdisciplinary treatment planning

Occlusal concept for: full dentition, orthodontic treatment, partial dentition, full dentures, implant cases

Wax up concept

Lectures, intense hands-on, and implementation protocols for your practice

All participants will perform and exercise all diagnostic steps, documentation and case planning

This continuum is a commitment to yourself and to your patients. It will have a tremendous impact on your practice.

Lectures, including:

- Anatomy and physiology of the cranio-mandibular and neuromuscular system
- Principles of occlusion in regular dentition and malocclusion
- Functions of the system (breathing, phonation, mastication, posture, and stress management (bruxism))
- Occlusion under functional aspects and its impact on treatment and dental work
- History of occlusion concepts vs. modern gnathology
- The masticatory system as a feedback control system
- Eufunction vs. dysfunction
- Essentials of functional diagnostics and diagnostic procedures
- Cephalometrics – importance of the skeletal layout and its integration in the diagnostic and therapeutic process
- Wax-up concept and principles of Canine Dominated Sequential Occlusion
- Interdisciplinary treatment planning
- Cases



Clinical functional analyses:

- First consultation: the new patient, initial interview
- Anamnesis: medical and dental history
- Occlusal index
- Clinical functional examination: muscles, joints, neurological screening
- Intraoral examination and periodontal screening
- Occlusogram: first analyses of tooth guided dynamics



- Tips for improvement: impression and model fabrication
- Maxillo-mandibular relation: reference position
- Recording of joint related intermaxillary relation: bite registration
- Standardized digital dental photography
- Digital documentation
- BruxChecker: diagnosis of sleep bruxism, occlusal analyses of guidance system and interferences



Instrumental functional analyses:

- Articulator and face bow: understanding the principles
- Face bow: anatomical and kinematic
- Transfer of upper jaw related to cranium
- Joint related mounting of the lower jaw
- Spilt cast control
- Electronic Condylography and hinge axis
- Mounting of maxilla according to hinge axis
- Mounting of mandible related to reference position
- Articulator programming: simple
- Anterior diagnostics: lingual concavity vs. tooth axis, steepness of guidance
- CPM – electronical condyle position measurement
- Computerized Cephalometrics: integral part of interdisciplinary dentistry

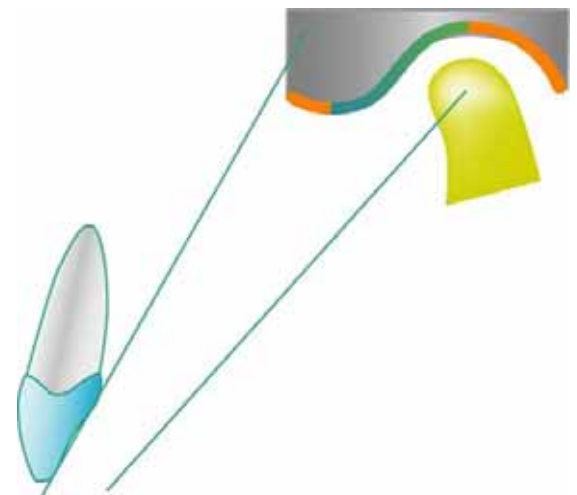


Standardized documentation, Evaluation and Interpretation:

- Transfer of the coordinate system: making patient – cephalometrics - articulator compatible
- Interpretation of condylographic tracings
- Cephalometrics – principles and concept of relative condylar inclination
- Evaluation of the patient's occlusion and function in the individually programmed articulator
- The virtual patient – 3D simulation
- Correlations in diagnostics - Diagnoses
- Diagnostic wax up

Treatment planning according to the patient's individuality:

- Sagittal and transversal condyle inclination
- Vertical dimension of occlusion
- Inclination of occlusal plane
- Inclination of the guidance system and anterior control
- Compensation curves (Spee and Wilson)
- Wax-up concept: Canine Dominated Sequential Occlusion
- Interdisciplinary treatment planning
- Steps and time management
- Case presentation to the patient



Step out of your comfort zone and discover a new dimension in dentistry!

... and the journey continues, the “Follow Up” Programs:

Therapy Concepts and Treatment in Advanced Interdisciplinary Dentistry: The Ultimate Program in Craniofacial and Occlusal Medicine

5 modules: Initial Therapy
 Orthodontics related to Function, Occlusion and the Craniomandibular System
 Occlusion and Body Posture
 Prosthetics and Complex Interdisciplinary Cases
 Esthetics and Function

Heike Krämer, Dr. med. dent., M.Sc., with Robert Lamb, D.D.S, M.S.D., Sadao Sato, D.D.S., Ph.D., and other Guest Lecturers

5 modules

Three Year Clinical Orthodontic Program

Sadao Sato, D.D.S., Ph.D., Heike Krämer, D.D.S., M.Sc., Roberto Velasquez, D.M.D., M.Sc., Ph.D.

2018 – 2021: May 16 - 19, Aug 8 - 11, Nov 28 – Dec 1 / 2019: TBD / 2020: TBD / 2021: TBD

The modular structure of 4 day segments allows you to continue your practice and to attend this program.

The Six Day Orthodontic Marathon Course:

Orthodontic Treatment Based on Occlusal Plane Control: A Key for Successful Treatment of Different Types of Malocclusion with or without Dysfunctional Problems

Sadao Sato, D.D.S., Ph.D.

September 24 - 29, 2018

Study Club in Orthodontics related to Occlusion, Function and the Craniomandibular System: Case Presentations, Lectures and Live Patients

Sadao Sato, D.D.S., Ph.D. and Heike Krämer, Dr. med. dent., M.Sc.

Monthly ongoing – by invitation

"Heike Kraemer and Prof. Sato are the absolute best educators I have ever met. I truly enjoyed the course. They have opened my eyes to an area in dentistry I never knew existed. My ultimate goal is to be the absolute best dentist for my patients. After taking this course I feel that is now possible."

Jernell Escobar, General Practitioner, Gilroy, CA





"IDEA is the best learning faculty I've stumbled on. The hands-on aspect is a great way to implement what you've learned immediately. The class is small therefore the one-on-one learning with the world-class Instructor is beyond words."

Anh Khieu, General Practitioner, Tyrone, GA

"This course has provided so much information for the diagnostic process and work-up that is very helpful. Every dentist and technician should know this. Heike has such a wealth of information and communicates it well and with so much passion! I have enjoyed learning and growing."

Marcus Kai, Orthodontist, San Jose, CA

As a new Orthodontist who has opened a private practice a year and half ago from scratch, I can honestly tell you that you cannot afford to miss this course regardless of your practice situation. The knowledge and skills learned here will separate you from other Orthodontists, provide higher treatment standards and confidence and ultimately have a positive impact in your practice bottom line."

Yoon Chang, Orthodontist, Carrollton, TX

"I would have to say that is the most comprehensive course on diagnosis and treatment planning I have ever taken. Thank you!"

Tamer Iskander, General Practitioner, Mississauga, ON, Canada

"Things that accord in tone vibrate together. Professionalism at it's finest were the vibrations I experienced at IDEA. Excellence through passion for the future of dentistry. Bravo!"

Frank Mercurio, Technician, Kensington, CA

"I am so impressed with comprehensive diagnosis and treatment planning with a reasonable approach in dental medicine."

Quang Phi Tran, Maxillo-Facial Surgeon, Ho Chi Minh City, Vietnam

"After going through the four sessions, this has been a wonderful course. I have learned a new concept in diagnosis and treatment planning that really has expanded my dental knowledge. I can definitely see a potential for predictable complex case treatment for my patients."


Lowell Tan, General Practitioner, Gilroy, CA

"This course is a must for all practicing dentist."

Thuan-Anh Nguyen, General Practitioner, Wheaton, MD

"You do not know what you do not know. And what you think you know about occlusion is probably wrong or insufficient. Heike's continuum made the above statements very clear. An invaluable course for everyone with a dental license."

Bas Wafelbakker, Orthodontist, Gilroy, CA





"Dr. Kraemer and Prof. Sato together provide an ocean of wisdom that comes from decades of true concern empathy for their patients."
Eric Stevens, General Practitioner, Bonita Springs, FL

"Dr. Kramer's approach and presentation allows you to see occlusion, muscles and function from a completely different perspective. You soon realize that our responsibility as dentists should be on long term health and stability. If we got the function correct the esthetics will follow."

Miles Guyton, General Practitioner, San Jose, CA

"This course has changed the way I practice. You only see what you know and now I see much more. Thank you Dr. Kraemer!"

Cristina Herrera, General Practitioner, Los Gatos, CA



With the IDEA courses, teaching the "Slavicek/Sato" concepts for successful restorative and orthodontic treatment, you are entering a dental world which is way ahead of anything else which is out in the dental field.



We welcome you in our group.